

SKID PLATE SUZUKI DR 650

SOTTOMOTORE SUZUKI DR 650



COD. 5000003388 REV1

ACERBIS PARTS:



A M8x30 (2 pcs.)



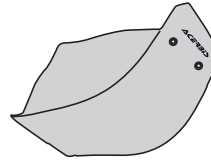
B M8x20 (2 pcs.)



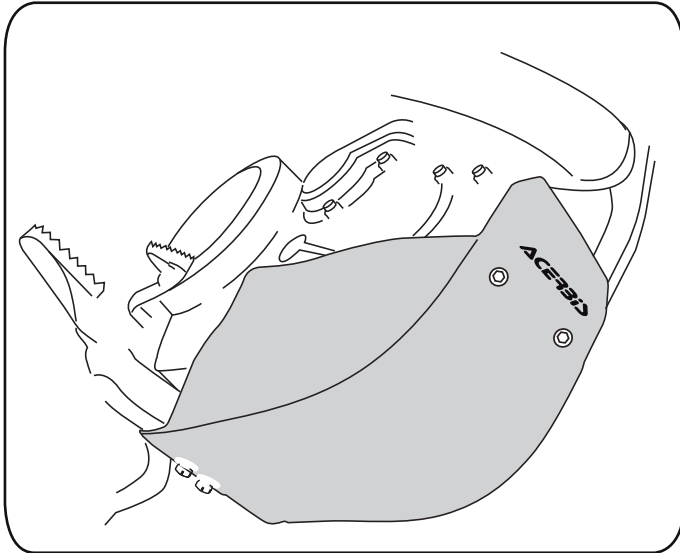
C (4 pcs.)



D (2 pcs.)

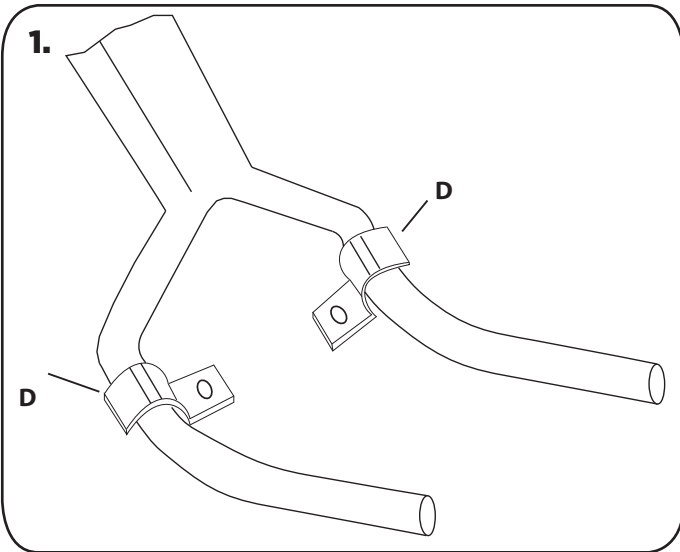
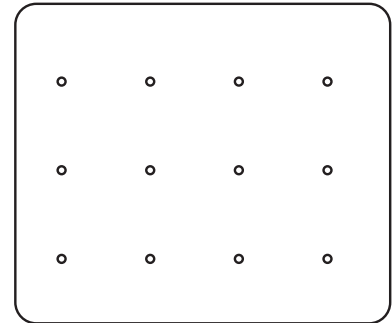


E (1 pcs.)

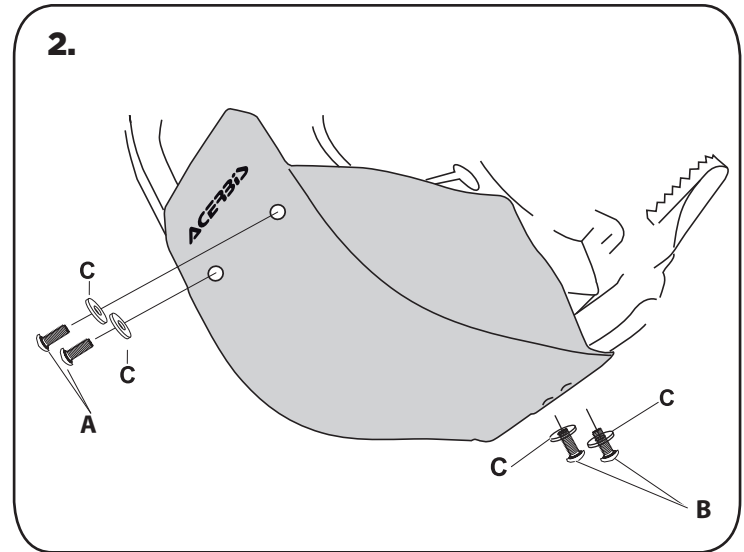


Template included if you want to drill your own holes for venting

Modello incluso in caso si vogliono eseguire i fori per la ventilazione



1. Put the brackets on the frame.
Posizionare le staffe sul telaio.



2. Put the skid plate and screw the screws.
Posizionare il sottomotore e avvitare le viti.

WARNING!

Use at your own risk. Check the security of your device before you ride. Be sure that you follow the instructions installing the Acerbis products. Do not ride if there is missing or damaged hardware. If this is the case, take the item immediately back to your dealer. Make sure the throttle and other controls are free every time you ride. Lack of attention to instruction and warning could lead to interference with the controls, loss of control, and an accidents. Acerbis recommends that installation must be done by a licensed mechanic and that only Acerbis is original parts are used during fitting. Acerbis makes no guarantees or representations, express or implied, regarding the fitness of its products for any particular purpose. Acerbis makes no guarantees or representations, express or implied, regarding the extent to which its product protect individuals or property from injury or death or damage.