

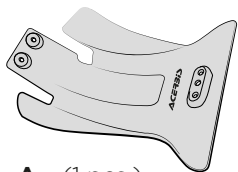
# SKID PLATE BETA RR 250/300 X TRAINER

## SOTTOMOTORE BETA RR 250/300 X TRAINER

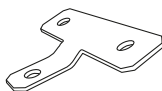
**ACERBIS®**

COD. 500005689

### ACERBIS PARTS



**A-** (1 pcs.)



**B-** (1 pcs.)



**C-** (2 pcs)



**D-** (3 pcs.)



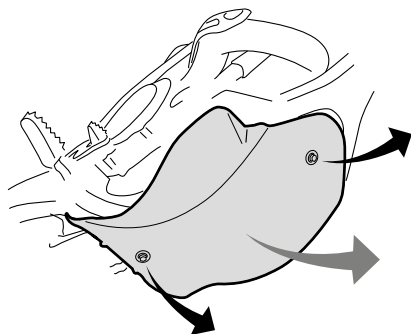
**E-** (1 pcs.)

### O.E.M PARTS

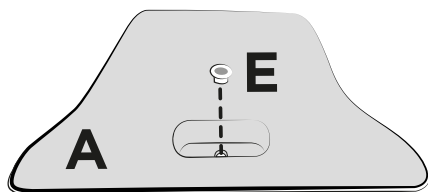


**F** (1 pcs.)

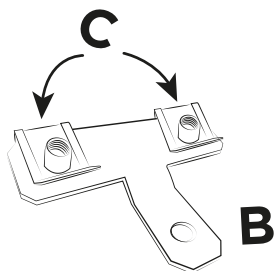
1. Smontare il sottomotore originale togliendo le 2 viti.  
**Disassemble the original skidplate by unscrewing the 2 screws that fix it to the frame**



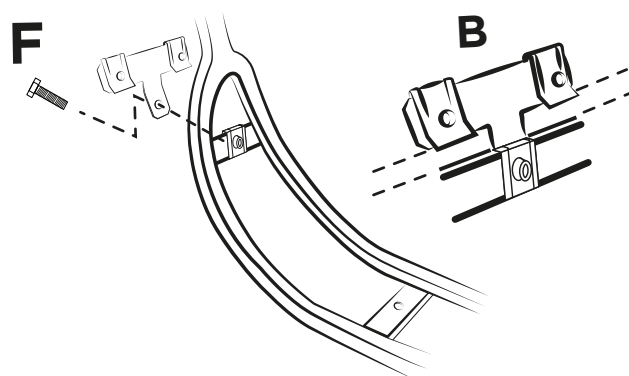
2. Inserire la boccola E nel sottomotore Acerbis A.  
**Insert the bushing (E) in the skidplate Acerbis (A)**



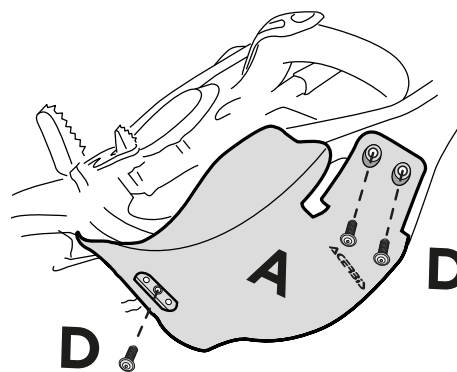
3. Montare le 2 clips C sulla staffa B.  
**Assemble the provided 2 clips (C) on the bracket (B)**



4. Montare la staffa B alla clip originale sul telaio utilizzando la vite originale F. Prima di bloccare la vite F, verificare che la staffa B sia parallela al telaio, quindi bloccare la vite.  
**Assemble the bracket (B) to the original clip on the frame using the original screw (F). Before completely fixing the screw (F), verify that the bracket is parallel to the frame, then fix it.**



5. Posizionare il sottomotore Acerbis A e verificare che i fori corrispondano alla posizione delle clips C. Fissare il sottomotore A utilizzando le viti D in dotazione.  
**Place the Acerbis skidplate (A) and check that the holes are aligned with the clips (C). Fix now the Acerbis skidplate (A) with the supplied screws (D).**



### WARNING!

Use at your own risk. Check the security of your device before you ride. Be sure that you follow the instructions installing the Acerbis products. Do not ride if there is missing or damaged hardware. If this is the case, take the item immediately back to your dealer. Make sure the throttle and other controls are free every time you ride. Lack of attention to instruction and warning could lead to interference with the controls, loss of control, and an accidents. Acerbis recommends that installation must be done by a licensed mechanic and that only Acerbis is original parts are used during fitting. Acerbis makes no guarantees or representations, express or implied, regarding the fitness of its products for any particular purpose. Acerbis makes no guarantees or representations, express or implied, regarding the extent to which its product protect individuals or property from injury or death or damage.